

Northern NM College 2024 Survey of Graduating Students

Introduction:

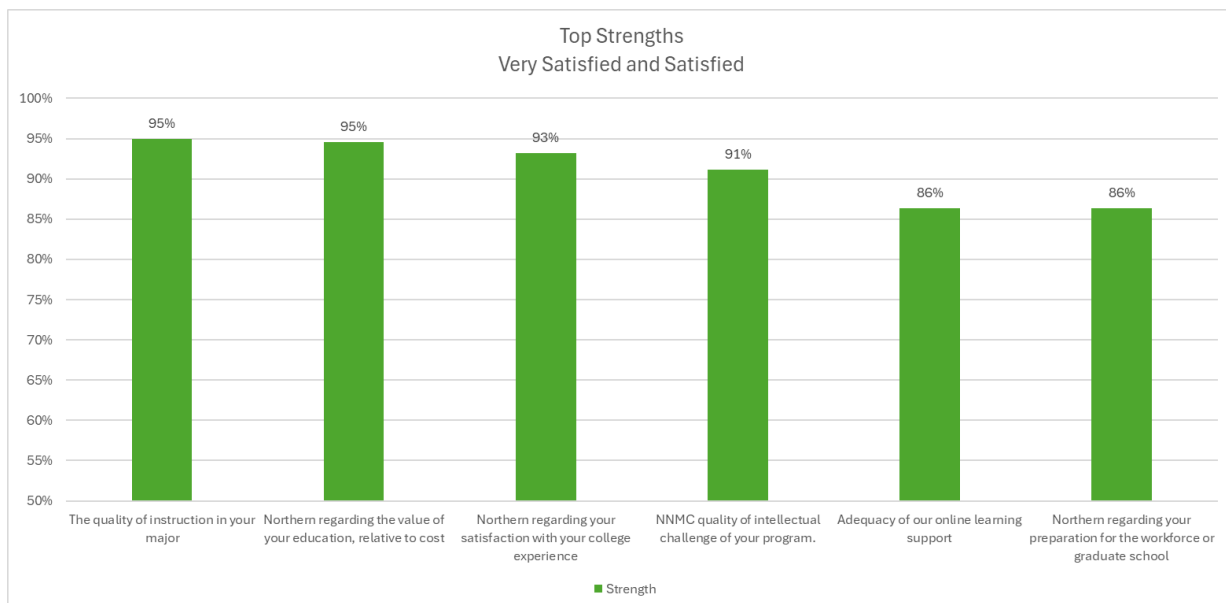
The Office of Institutional Research is pleased to present the 2024 Survey of Graduating Students. This survey aims to gather information about graduating students' satisfaction with their educational experience at Northern. NNMC adopted the survey when it joined the Council of University Presidents (CUP) in 2012. Previous year's surveys can be accessed on the NNMC IR website.

220 surveys were sent out two weeks before graduation to all students graduating in the 2023-24 school year (Summer 2023, Fall 2023, Spring 2024). Fifteen emails bounced back or had opted out. Out of the 205 remaining invitations, 79 students responded, resulting in a response rate of 38.5%.

Summary

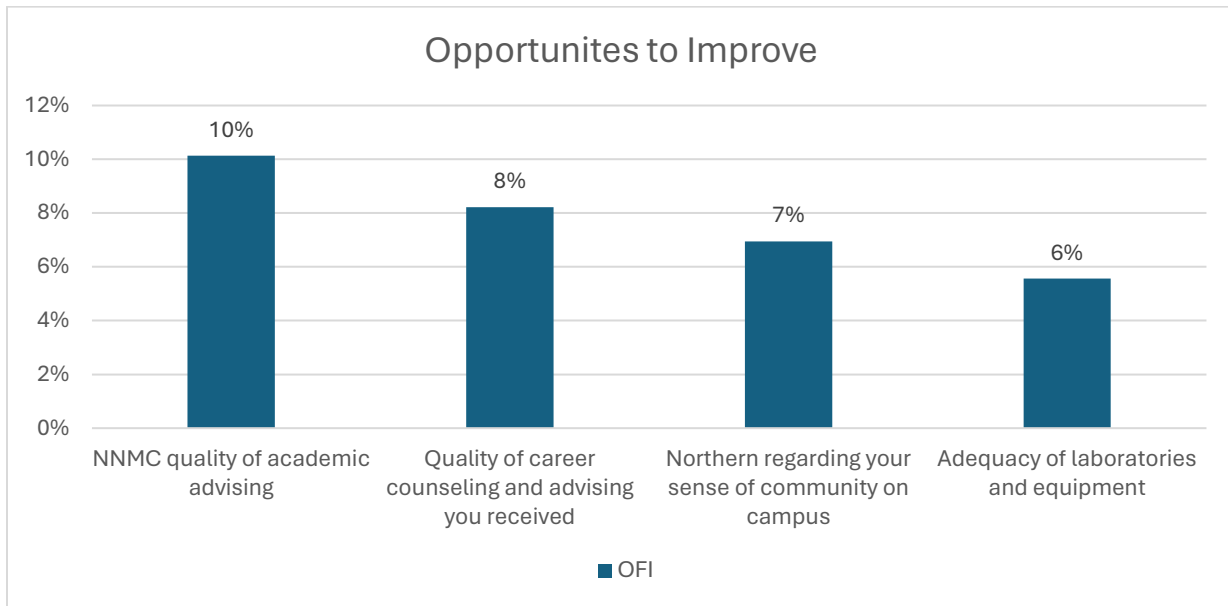
Below are the Strengths and Opportunities for Improvement based on the Very Satisfied/Satisfied and Very Dissatisfied/Dissatisfied response totals, respectively.

Graduates who completed the survey identified the top strengths as: The quality of instruction in your major (95% Satisfaction), Northern regarding the value of your education, relative to cost (95% Satisfaction), Northern regarding your satisfaction with your college experience (93% Satisfaction), NNMC quality of intellectual challenge of your program (91% Satisfaction). Areas that are approaching 90% Satisfaction or better are: Adequacy of our online learning support and Northern regarding preparation for the workforce or graduate school (both 86% Satisfaction).



Graduates who completed the survey identified the top opportunities for improvement as: The quality of academic advising (10% Dissatisfaction), Quality of career counseling and advising you

received (8% Dissatisfaction), Northern regarding your sense of community on campus (7% Dissatisfaction), and the Adequacy of laboratories and equipment (6% Dissatisfaction).

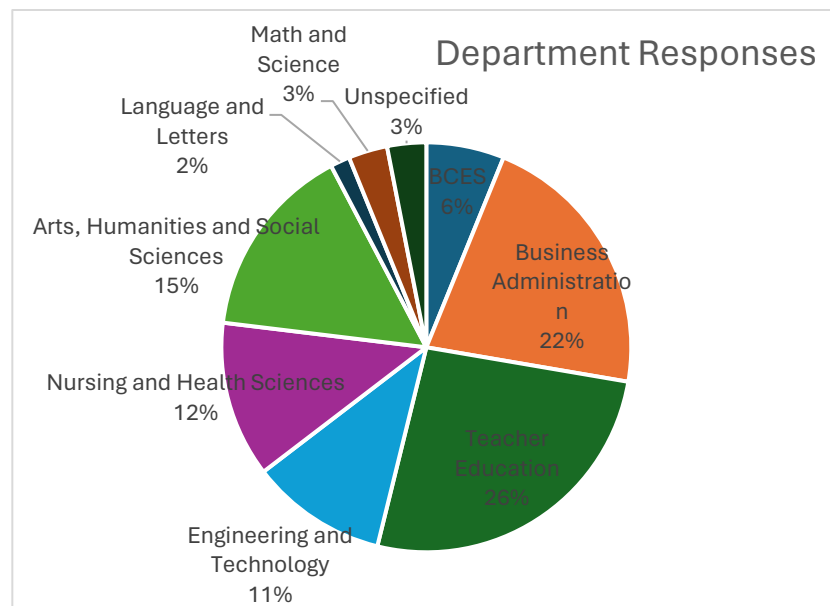


Respondents

Of the 63 students who responded regarding their degree attainment, 30% received an associate degree, 41% received a bachelor's degree, and 23% received a Certificate (including Alternative Licensure). Additionally, 4% earned a Certificate/Associate with their bachelor's degree, and 2% did not specify their degree.

Responses were received from 8 out of the nine academic departments. Two responses did not specify the department. Almost half of the total responses came from the Business Administration and Teacher Education departments.

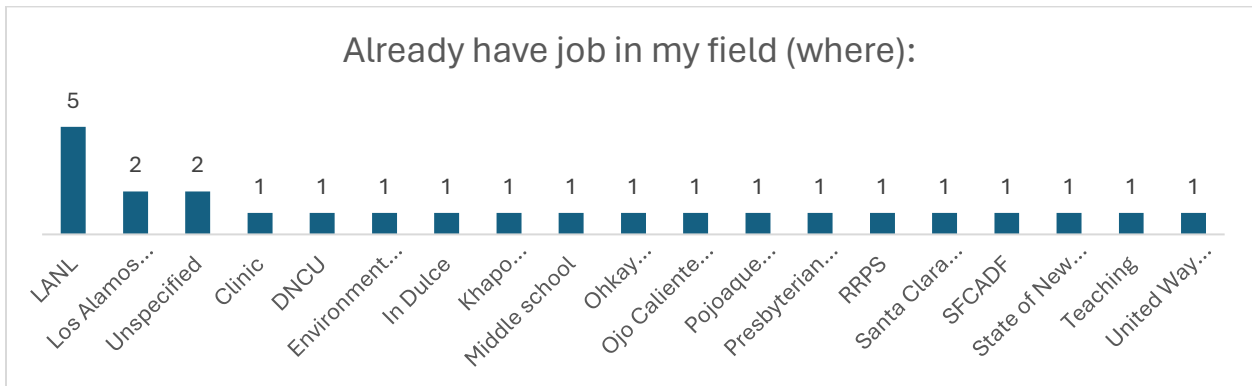
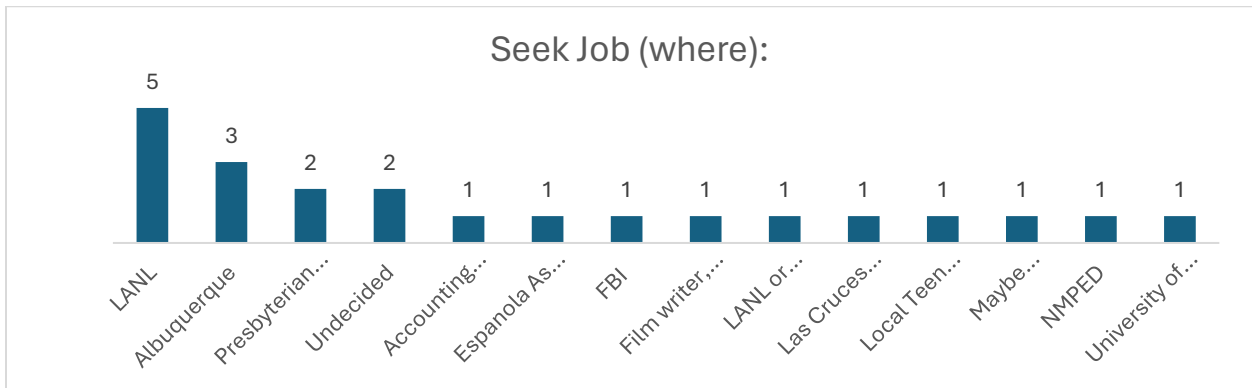
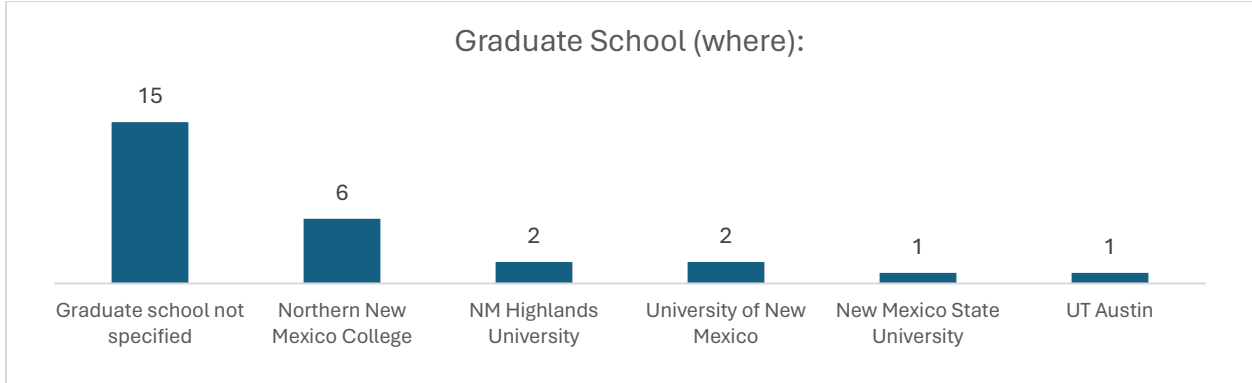
The department percentages of the graduates are proportional to the responses. For more information see the Graduation Summary posted on our website. <https://nmmc.edu/graduation-reports/>

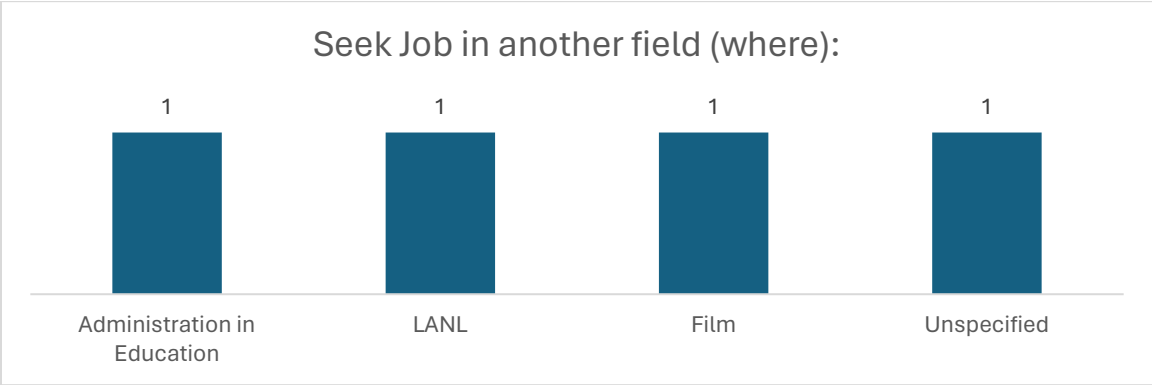
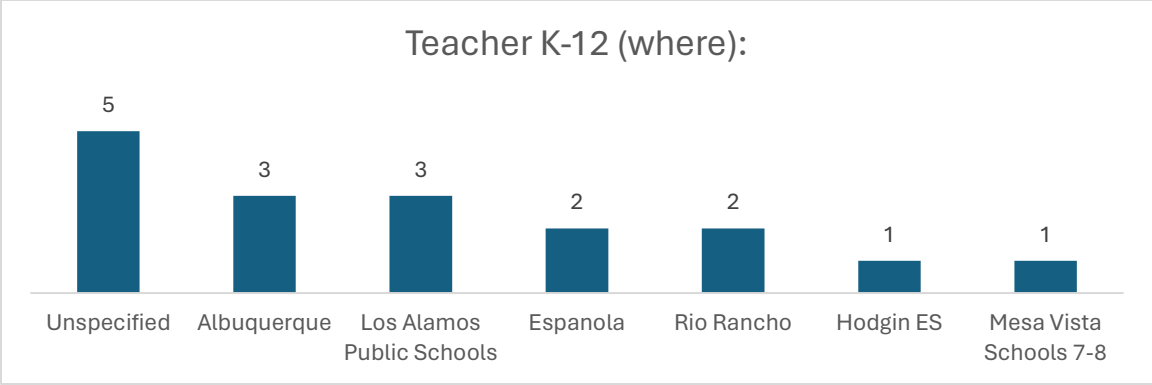


When asked “Yes or No”, respondents responded as follows:

- 95% of the respondents said if they had to do it again, they would attend Northern.
- 77% of the respondents said if they had to do it again, they would choose the same major.
- 94% of the respondents said they will be staying in NM after graduation.

When asked “What’s next”, respondents responded as follows:





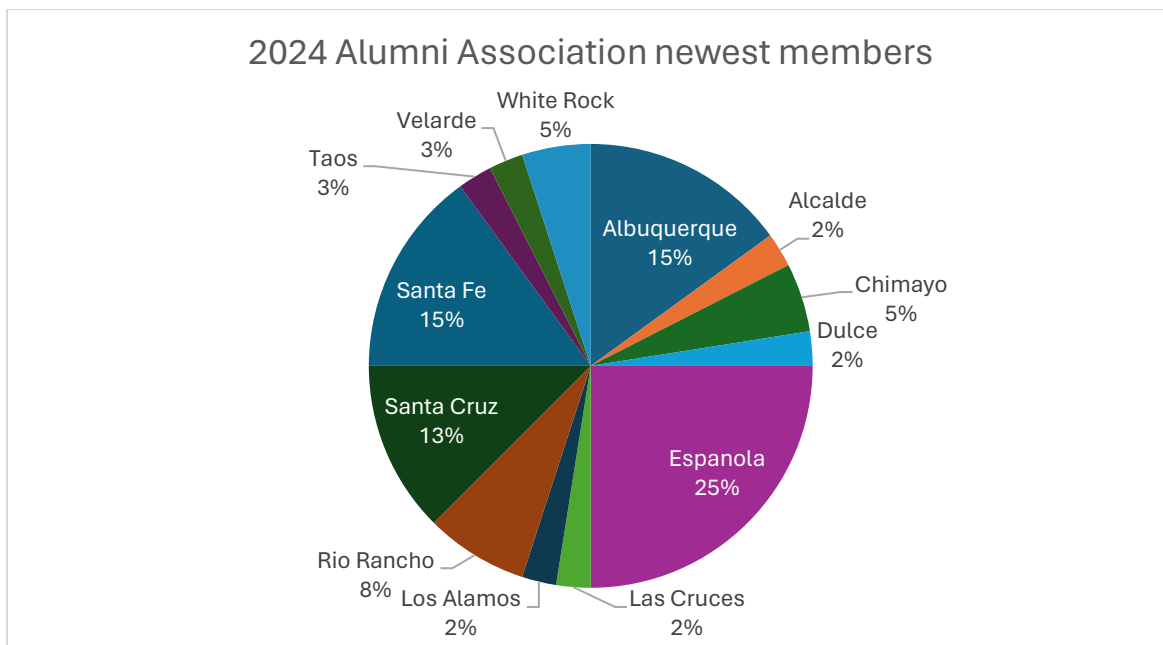
Below is a word cloud of student responses to the following question: Please comment on any aspect of your collegiate experience that you felt was a particular strength or a particular weakness in the areas of curriculum, instruction, academic support or your overall college experience.



Below is a word cloud of responses to the question: If you were able to make one significant change in the programs, services, or environment for students at this institution, what would it be?



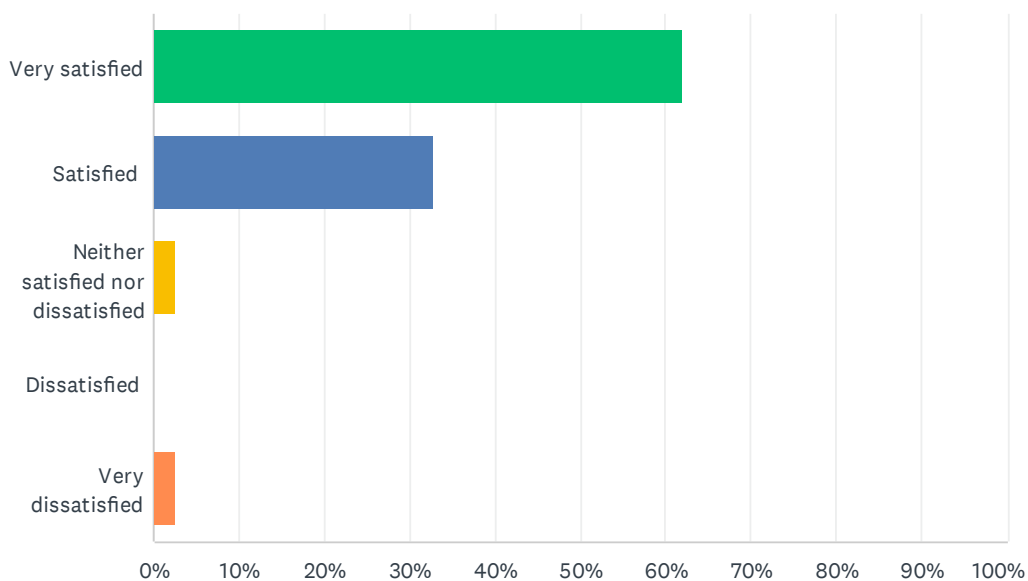
Finally, respondents are asked to provide information for the NNMC Alumni Association. A total of 40 graduates provided contact information. Student geographical distribution is as follows.



Appendix A contains the results of each survey question. The individual comments are shared with Academic Chairs and Directors separately.

Q1 Please rate your satisfaction with the quality of instruction in your major

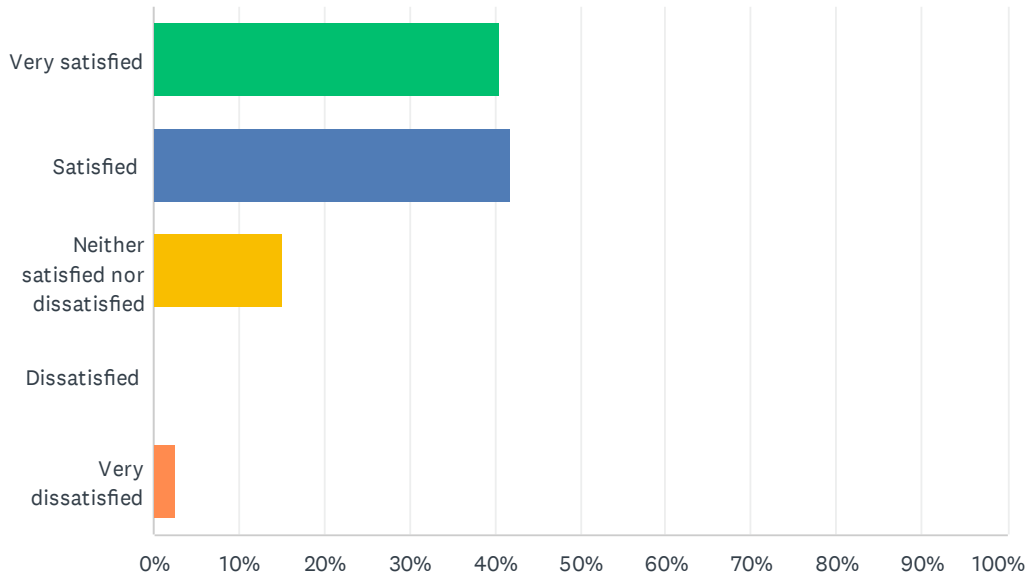
Answered: 79 Skipped: 0



ANSWER CHOICES	RESPONSES	
Very satisfied	62.03%	49
Satisfied	32.91%	26
Neither satisfied nor dissatisfied	2.53%	2
Dissatisfied	0.00%	0
Very dissatisfied	2.53%	2
TOTAL		79

Q2 Please rate your satisfaction with NNMC quality of instruction OUTSIDE of your major

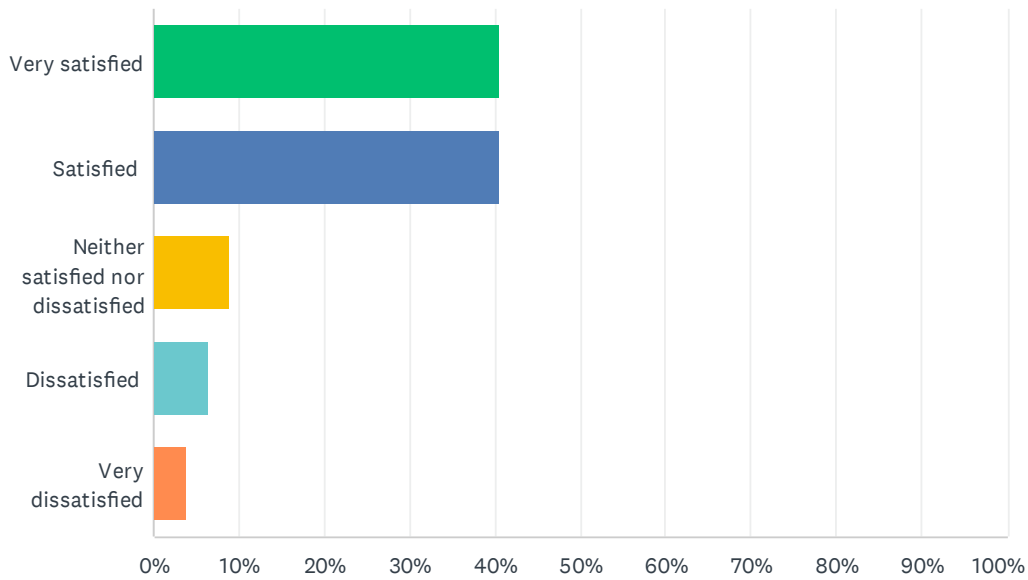
Answered: 79 Skipped: 0



ANSWER CHOICES	RESPONSES	
Very satisfied	40.51%	32
Satisfied	41.77%	33
Neither satisfied nor dissatisfied	15.19%	12
Dissatisfied	0.00%	0
Very dissatisfied	2.53%	2
TOTAL		79

Q3 Please rate your satisfaction with NNMC quality of academic advising

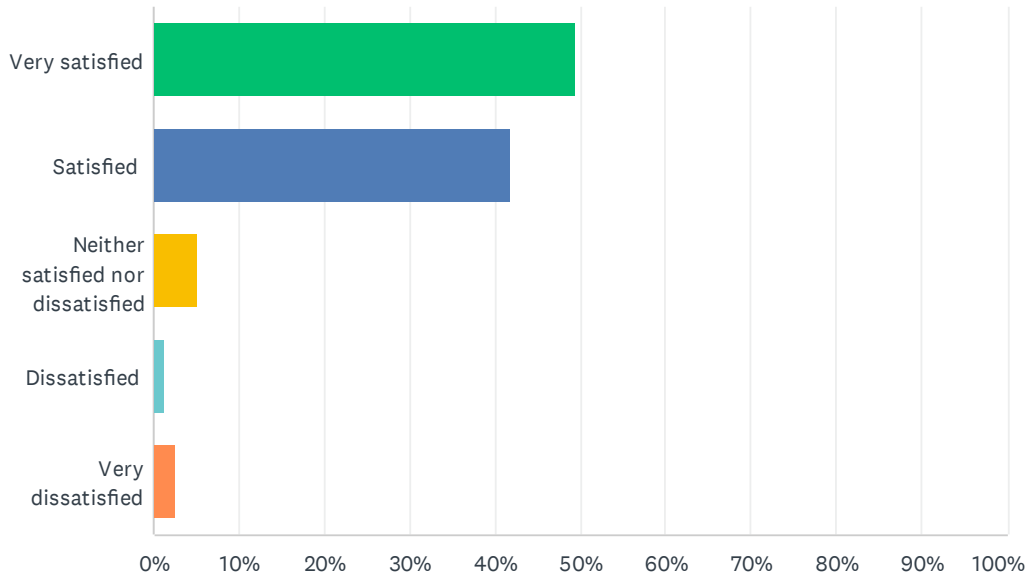
Answered: 79 Skipped: 0



ANSWER CHOICES	RESPONSES	
Very satisfied	40.51%	32
Satisfied	40.51%	32
Neither satisfied nor dissatisfied	8.86%	7
Dissatisfied	6.33%	5
Very dissatisfied	3.80%	3
TOTAL		79

Q4 Please rate your satisfaction with NNMC quality of intellectual challenge of your program.

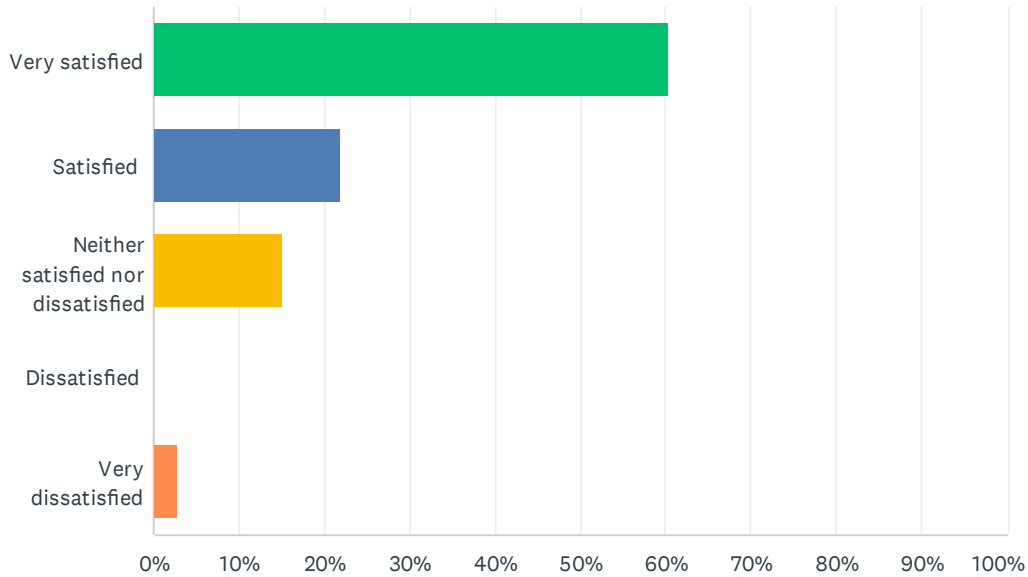
Answered: 79 Skipped: 0



ANSWER CHOICES	RESPONSES	
Very satisfied	49.37%	39
Satisfied	41.77%	33
Neither satisfied nor dissatisfied	5.06%	4
Dissatisfied	1.27%	1
Very dissatisfied	2.53%	2
TOTAL		79

Q5 Please rate your satisfaction with adequacy of financial assistance (\$) you received

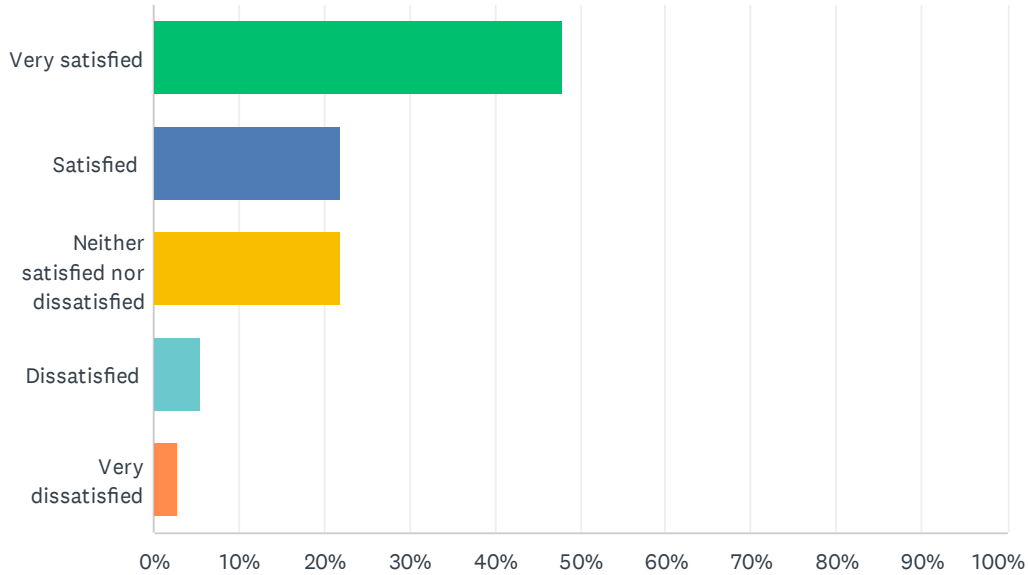
Answered: 73 Skipped: 6



ANSWER CHOICES	RESPONSES	
Very satisfied	60.27%	44
Satisfied	21.92%	16
Neither satisfied nor dissatisfied	15.07%	11
Dissatisfied	0.00%	0
Very dissatisfied	2.74%	2
TOTAL		73

Q6 Please rate your satisfaction with the quality of career counseling and advising you received

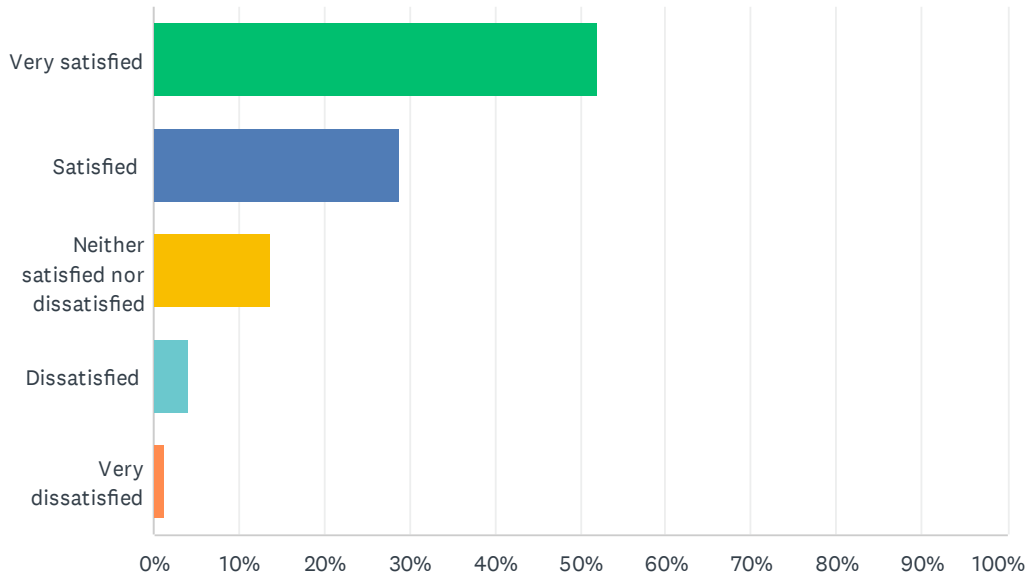
Answered: 73 Skipped: 6



ANSWER CHOICES	RESPONSES	
Very satisfied	47.95%	35
Satisfied	21.92%	16
Neither satisfied nor dissatisfied	21.92%	16
Dissatisfied	5.48%	4
Very dissatisfied	2.74%	2
TOTAL		73

Q7 Please rate your satisfaction with the contact with faculty outside of class that you received

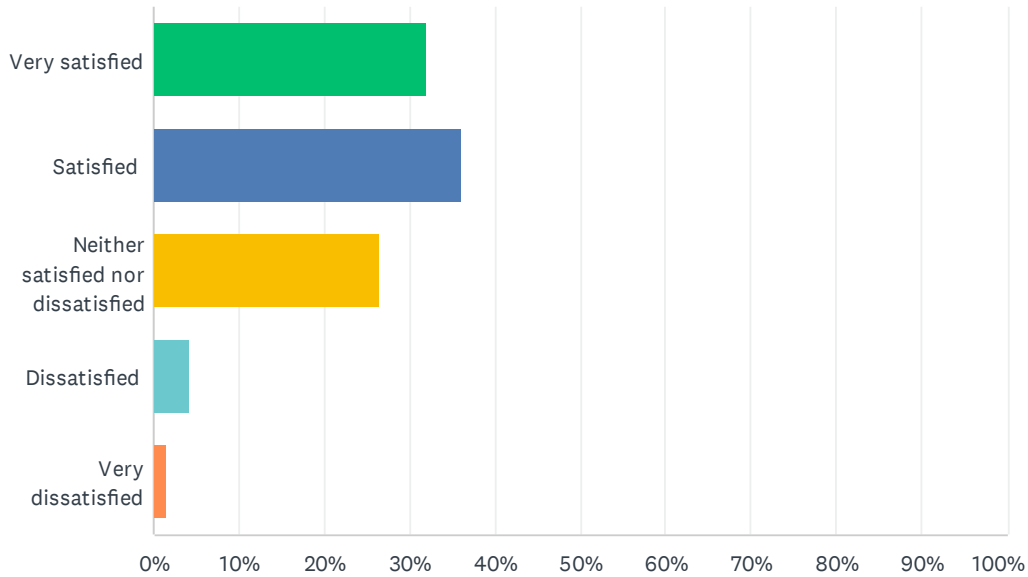
Answered: 73 Skipped: 6



ANSWER CHOICES	RESPONSES	
Very satisfied	52.05%	38
Satisfied	28.77%	21
Neither satisfied nor dissatisfied	13.70%	10
Dissatisfied	4.11%	3
Very dissatisfied	1.37%	1
TOTAL		73

Q8 Please rate your satisfaction with the adequacy of laboratories and equipment

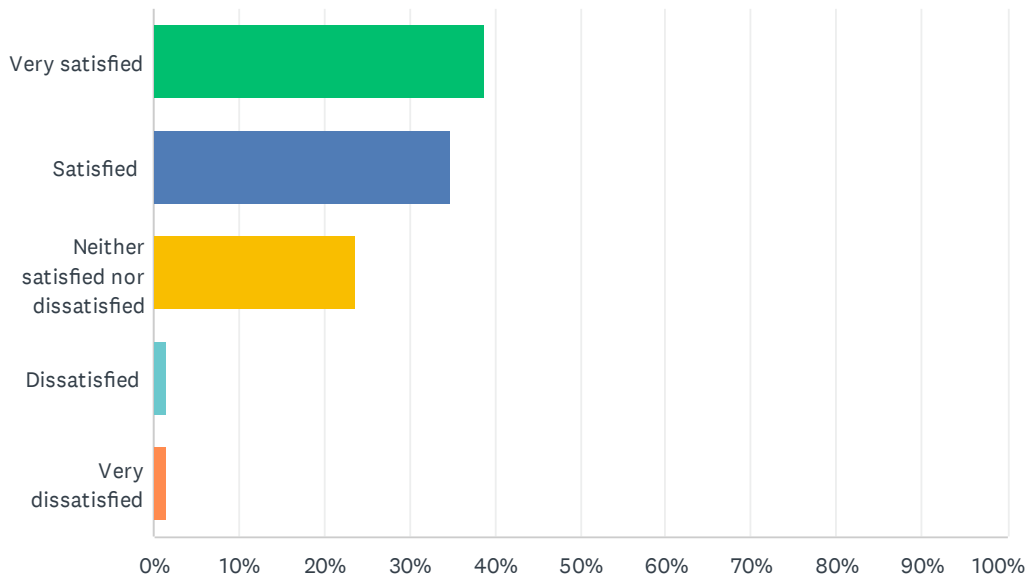
Answered: 72 Skipped: 7



ANSWER CHOICES	RESPONSES	
Very satisfied	31.94%	23
Satisfied	36.11%	26
Neither satisfied nor dissatisfied	26.39%	19
Dissatisfied	4.17%	3
Very dissatisfied	1.39%	1
TOTAL		72

Q9 Please rate your satisfaction with the adequacy of the library services

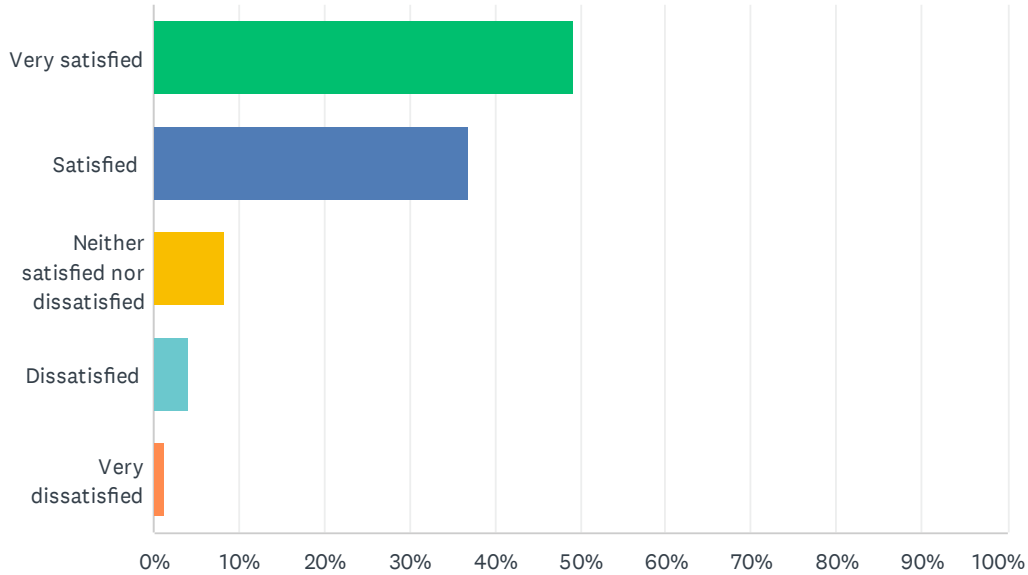
Answered: 72 Skipped: 7



ANSWER CHOICES	RESPONSES	
Very satisfied	38.89%	28
Satisfied	34.72%	25
Neither satisfied nor dissatisfied	23.61%	17
Dissatisfied	1.39%	1
Very dissatisfied	1.39%	1
TOTAL		72

Q10 Please rate your satisfaction with the adequacy of our online learning support

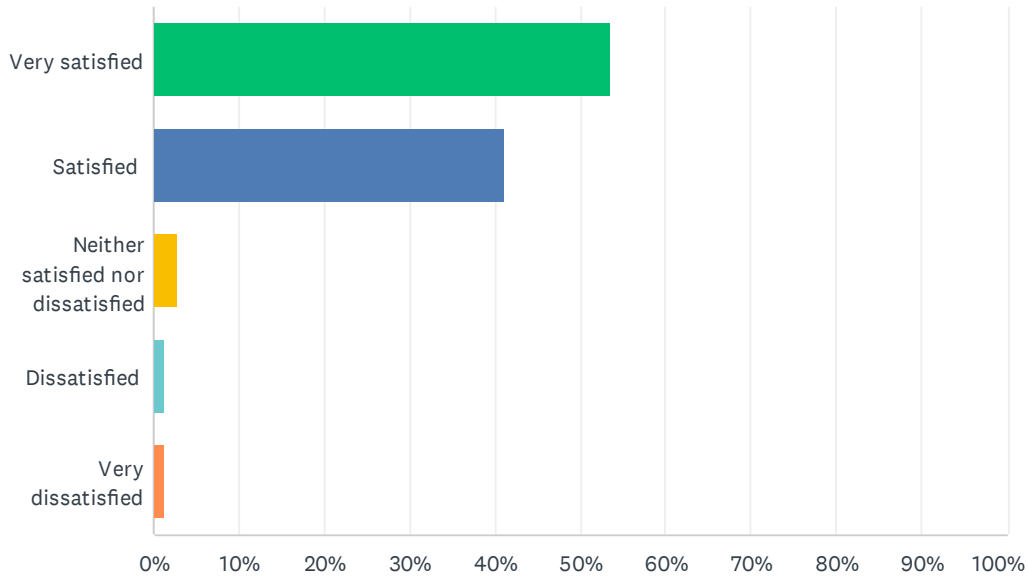
Answered: 73 Skipped: 6



ANSWER CHOICES	RESPONSES	
Very satisfied	49.32%	36
Satisfied	36.99%	27
Neither satisfied nor dissatisfied	8.22%	6
Dissatisfied	4.11%	3
Very dissatisfied	1.37%	1
TOTAL		73

Q11 Please rate your satisfaction with Northern regarding the value of your education, relative to cost

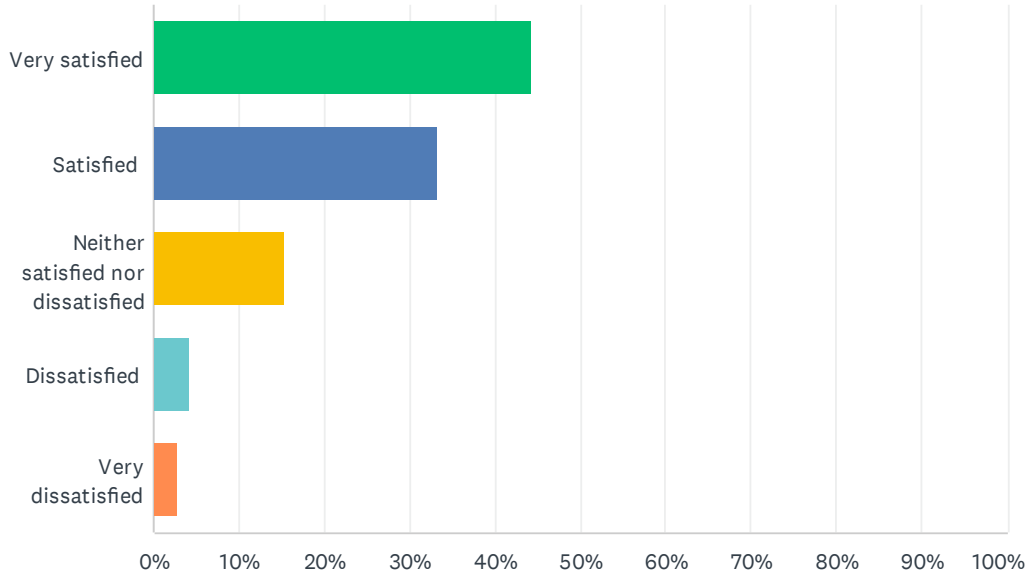
Answered: 73 Skipped: 6



ANSWER CHOICES	RESPONSES	
Very satisfied	53.42%	39
Satisfied	41.10%	30
Neither satisfied nor dissatisfied	2.74%	2
Dissatisfied	1.37%	1
Very dissatisfied	1.37%	1
TOTAL		73

Q12 Please rate your satisfaction with Northern regarding your sense of community on campus

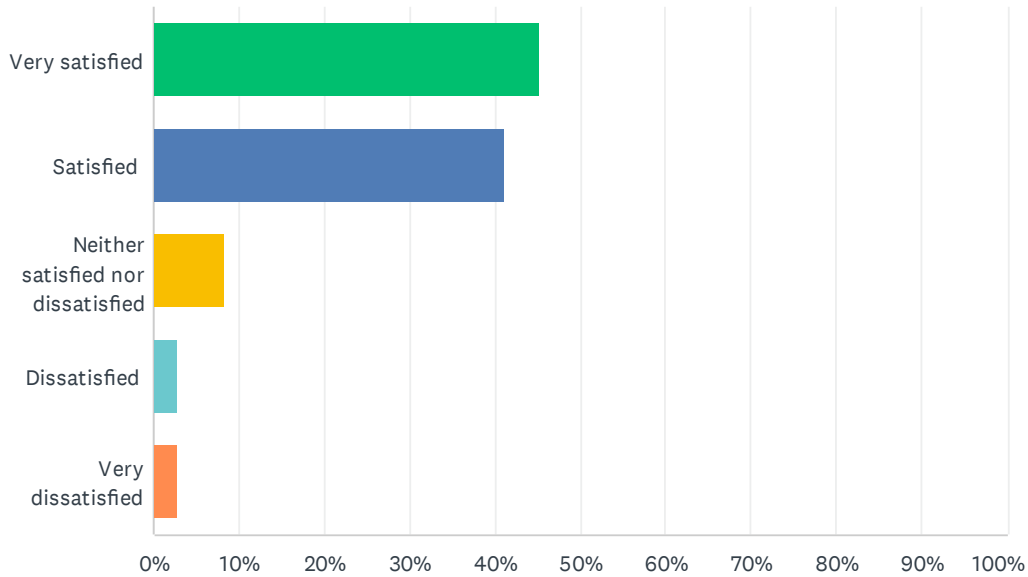
Answered: 72 Skipped: 7



ANSWER CHOICES	RESPONSES	
Very satisfied	44.44%	32
Satisfied	33.33%	24
Neither satisfied nor dissatisfied	15.28%	11
Dissatisfied	4.17%	3
Very dissatisfied	2.78%	2
TOTAL		72

Q13 Please rate your satisfaction with Northern regarding your preparation for the workforce or graduate school

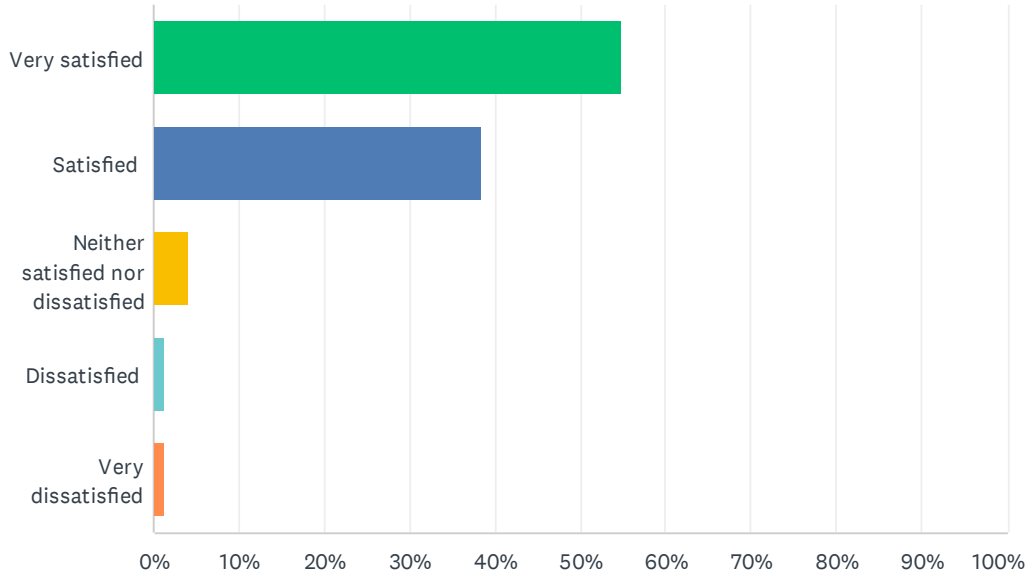
Answered: 73 Skipped: 6



ANSWER CHOICES	RESPONSES	
Very satisfied	45.21%	33
Satisfied	41.10%	30
Neither satisfied nor dissatisfied	8.22%	6
Dissatisfied	2.74%	2
Very dissatisfied	2.74%	2
TOTAL		73

Q14 Please rate your satisfaction with Northern regarding your satisfaction with your college experience

Answered: 73 Skipped: 6



ANSWER CHOICES	RESPONSES	
Very satisfied	54.79%	40
Satisfied	38.36%	28
Neither satisfied nor dissatisfied	4.11%	3
Dissatisfied	1.37%	1
Very dissatisfied	1.37%	1
TOTAL		73

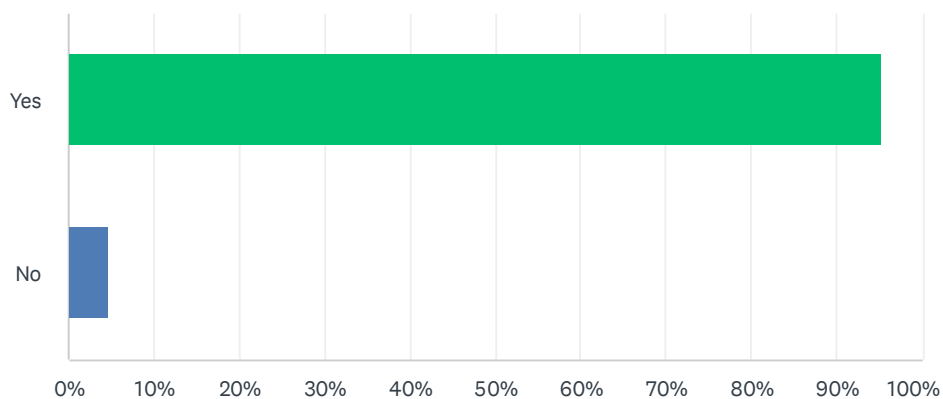
Q15 What award(s) are you receiving?

Answered: 63 Skipped: 16

ANSWER CHOICES	RESPONSES	
Award (certificate, associate, bachelors)	98.41%	62
Major	96.83%	61

Q16 If you had to do it over again, would you attend Northern?

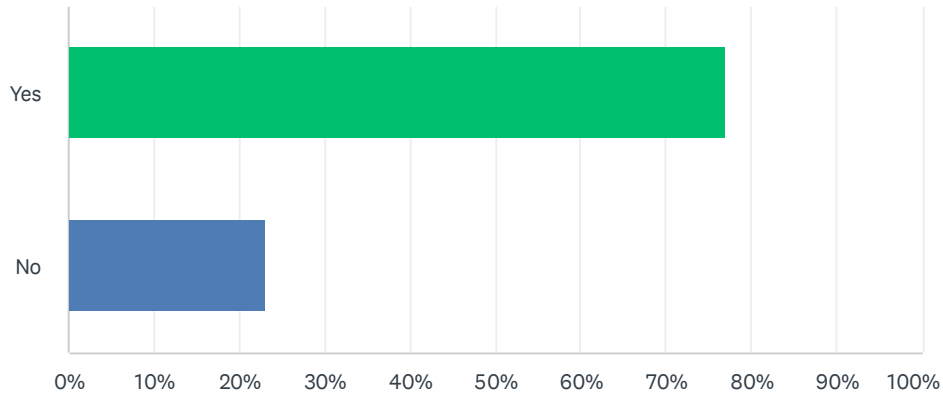
Answered: 65 Skipped: 14



ANSWER CHOICES	RESPONSES	
Yes	95.38%	62
No	4.62%	3
TOTAL		65

Q17 If you had to do it over again, would you choose the same major?

Answered: 65 Skipped: 14



ANSWER CHOICES	RESPONSES	
Yes	76.92%	50
No	23.08%	15
TOTAL		65

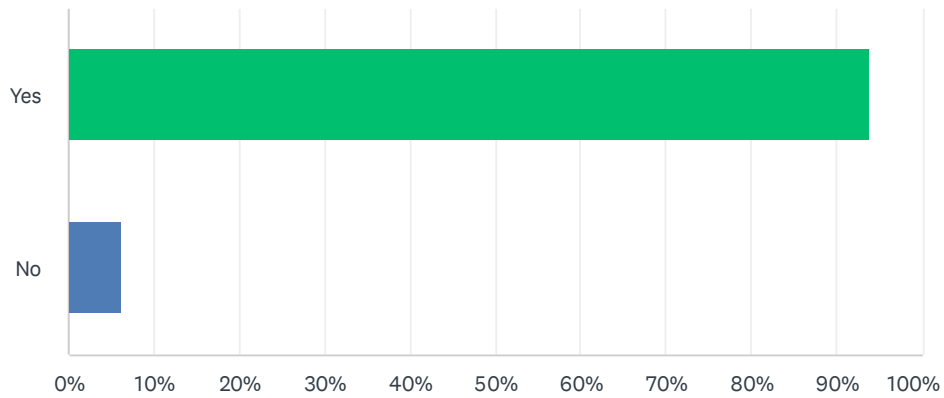
Q18 What's next? Please specify:

Answered: 54 Skipped: 25

ANSWER CHOICES	RESPONSES	
Graduate school (where)	55.56%	30
Seek job (where)	51.85%	28
Already have job in my field (where)	53.70%	29
Teacher K-12 (where)	33.33%	18
Seek job in another field (where)	20.37%	11
Military (branch)	11.11%	6

Q19 Will you be staying in New Mexico after graduation?

Answered: 65 Skipped: 14



ANSWER CHOICES	RESPONSES	
Yes	93.85%	61
No	6.15%	4
TOTAL		65

Q20 Please comment on any aspect of your collegiate experience that you felt was a particular strength or a particular weakness in the areas of curriculum, instruction, academic support or your overall college experience.

Answered: 30 Skipped: 49

Q21 If you were able to make one significant change in the programs, services or environment for students at this institution, what would it be?

Answered: 32 Skipped: 47

Q22 Contact information for your NNMC Alumni Association

Answered: 40 Skipped: 39

ANSWER CHOICES	RESPONSES	
Name	100.00%	40
Company	0.00%	0
Address	100.00%	40
Address 2	12.50%	5
City/Town	100.00%	40
State/Province	100.00%	40
ZIP/Postal Code	100.00%	40
Country	92.50%	37
Email Address	95.00%	38
Phone Number	92.50%	37